


SSK SERIES

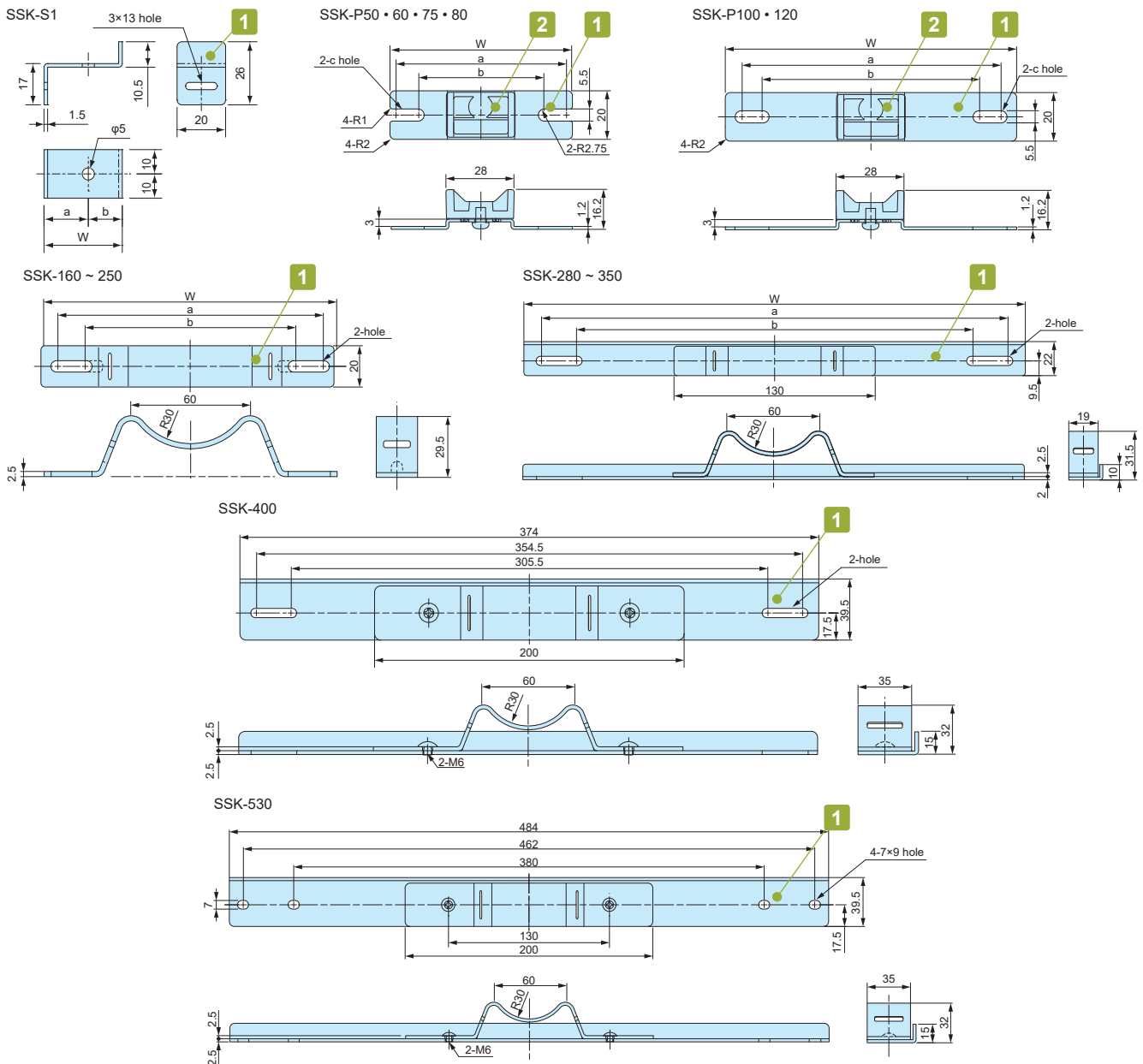
POLE MOUNTING BRACKET



- Stainless steel pole mounting bracket.
- Welding onto stainless steel case can be performed to maintain waterproof ability.
- Use SSK-B series screws (see page SSK-M-2) for installation on diecast aluminium box.
- Use PKB mounting belt (see page PKB-1) for installation onto a pole.

SSK dimensions

■ DXF/DWG/PDF drawings available on our website.



Components

No.	Part name	Pcs	Material	Color / Finish
1	Bracket	2	Stainless steel SUS304	Barrel finish
2	Mounting bracket (SSK-P models only)	2	ASA UL94HB	White gray

Product no. / Dimensions

Product no.	W	a	b	c	Suitable mounting belt	Pack of
SSK-S1	32.25	18.25	14	—	PKB-10PM, 10P, PKB-10S	4
SSK-P50	50	44.5	37.5	5.5× 9	PKB-10PM, 10P, PKB-10S	2
SSK-P60	60	54.5	47.5	5.5× 9	PKB-10PM, 10P, PKB-10S	2
SSK-P75	75	69.5	55.5	5.5×12.5	PKB-10PM, 10P, PKB-10S	2
SSK-P80	80	74.5	64.5	5.5×10.5	PKB-10PM, 10P, PKB-10S	2
SSK-P100	100	88.1	76.5	5.5×11.3	PKB-10PM, 10P, PKB-10S	2
SSK-P120	120	106.5	88.5	5.5×14.5	PKB-10PM, 10P, PKB-10S	2
SSK-160	142	129.5	106.5	—	PKB-10PM, 10P, PKB-10S	2
SSK-170	152	142.3	101	—	PKB-10PM, 10P, PKB-10S	2
SSK-200	174	161.5	112.5	—	PKB-10PM, 10P, PKB-10S	2
SSK-210	192	180.5	131.5	—	PKB-10PM, 10P, PKB-10S	2
SSK-250	230	215.5	166.5	—	PKB-10PM, 10P, PKB-10S	2
SSK-280	260	244.5	195.5	—	PKB-10PM, 10P, PKB-10S	2
SSK-300	280	264.5	215.5	—	PKB-10PM, 10P, PKB-10S	2
SSK-350	324	302.5	253.5	—	PKB-10PM, 10P, PKB-10S	2
SSK-400	374	354.5	305.5	—	PKB-20S	2
SSK-530	484	462	380	7×9	PKB-20S	2

**SSK-B** SERIES

**MOUNTING SCREW SET for SSK**

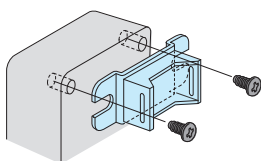
- Mounting screw set for use with SSK pole mounting bracket.
- See below chart for appropriate screw / box combination.
- Material / Finish : Stainless steel / Unfinished.

Product no. / Dimensions

Product no.	Included screws	Suitable box	Pcs
SSK-B4-15N	M4-15 Pan head with nut	AW5-4-7 ~ AW8-5-18	4
SSK-B4-25N	M4-25 Pan head with nut	BDN9-9-6, BDN10-14-7	4
SSK-B5-8T	M5-8 Binding head tapping	HQ series	4
SSK-B5-15N	M5-15 Pan head with nut	AW9-9-10 ~ AW21-9-31	4
SSK-B5-25N	M5-25 Pan head with nut	BDN12-22-8, BDN16-26-9	4

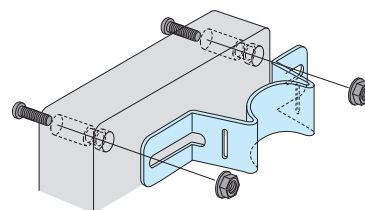
- Installation Example

**M5 thread fastening**



SSK-B5-8T

**M4/M5 Pan head with nut fastening**



SSK-B4-15N    SSK-B4-25N  
 SSK-B5-15N    SSK-B5-25N  
 SSK-B5-35N    SSK-B6-40N

# POLE MOUNTING BRACKET / SCREW SET MATCHING CHART

## BDN series

	Box Product no.	SSK Product no.		Screw set Product no.
		Vertical mount	Horizontal mount	
BDN	9-9-6	SSK-P75	SSK-P100	SSK-B4-25-N
	10-14-7	SSK-P80	SSK-160	SSK-B4-25-N
	12-22-8	SSK-P100	SSK-250	SSK-B5-25-N
	16-26-9	SSK-160	SSK-280	SSK-B5-25-N

## HQ series

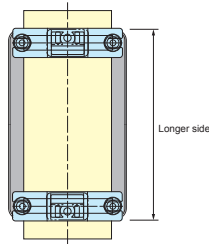
	Box Product no.	SSK Product no.		Screw set Product no.
		Vertical mount	Horizontal mount	
HQ	10-10-5 • 10-10-7	SSK-P50	—	SSK-B5-8T
	15-10-5 • 15-10-8	SSK-P80	SSK-160	SSK-B5-8T
	15-11-3	SSK-P100	SSK-160	SSK-B5-8T
	16-16-6 • 16-16-8	SSK-170	SSK-170	SSK-B5-8T
	19-10-5 • 19-10-7	—	SSK-200	SSK-B5-8T
	20-15-3 • 20-15-5 • 20-15-9	SSK-160	SSK-210	SSK-B5-8T
	26-18-6	SSK-200	SSK-280	SSK-B5-8T
	27-17-7 • 27-17-10	SSK-170	SSK-280	SSK-B5-8T

## SSM • SSB series ■ Installation should be done by welding.

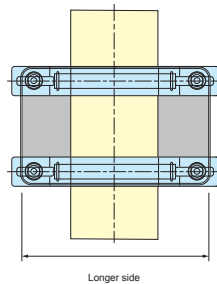
	Box Product no.			SSK Product no.	
				Vertical mount	Horizontal mount
SSM SSB	121508			SSK-S1	—
	151508	152206	152210	SSK-160	—
	202010	202806		SSK-210	—
	202812	223312			
	304015			SSK-300	—

■ SSK bracket is different depending on mount type (Vertical or Horizontal).

**Vertical mount**  
(Longer vertical side)



**Horizontal mount**  
(Longer horizontal side)



## AW series

	Box Product no.	SSK Product no.		Screw set Product no.
		Vertical mount	Horizontal mount	
AW	5-4-7	—	SSK-P100	SSK-B4-15N
	5-4-9	—	SSK-P120	SSK-B4-15N
	5-4-11	—	SSK-160	SSK-B4-15N
	5-4-14	—	SSK-200	SSK-B4-15N
	7-7-8	SSK-P50	SSK-P120	SSK-B4-15N
	7-7-11	SSK-P50	SSK-160	SSK-B4-15N
	7-7-15	SSK-P50	SSK-210	SSK-B4-15N
	7-7-20	SSK-P50	SSK-250	SSK-B4-15N
	7-7-25	SSK-P50	SSK-300	SSK-B4-15N
	8-5-9	SSK-P75	SSK-160	SSK-B4-15N
	8-5-12	SSK-P75	SSK-160	SSK-B4-15N
	8-5-14	SSK-P75	SSK-200	SSK-B4-15N
	8-5-18	SSK-P75	SSK-250	SSK-B4-15N
	9-9-10	SSK-P75	SSK-160	SSK-B5-15N
	9-9-13	SSK-P75	SSK-170	SSK-B5-15N
	9-9-17	SSK-P75	SSK-250	SSK-B5-15N
	9-9-22	SSK-P75	SSK-280	SSK-B5-15N
	9-9-28	SSK-P75	SSK-350	SSK-B5-15N
	11-6-11	SSK-P100	SSK-160	SSK-B5-15N
	11-6-15	SSK-P100	SSK-210	SSK-B5-15N
	11-6-19	SSK-P100	SSK-250	SSK-B5-15N
	11-6-24	SSK-P100	SSK-300	SSK-B5-15N
	12-8-11	SSK-P120	SSK-160	SSK-B5-15N
	12-8-14	SSK-P120	SSK-200	SSK-B5-15N
	12-8-17	SSK-P120	SSK-250	SSK-B5-15N
	12-8-22	SSK-P120	SSK-280	SSK-B5-15N
	16-9-14	SSK-160	SSK-200	SSK-B5-15N
	16-9-18	SSK-160	SSK-250	SSK-B5-15N
	16-9-23	SSK-160	SSK-280	SSK-B5-15N
	16-9-28	SSK-160	SSK-350	SSK-B5-15N
	21-9-17	SSK-210	SSK-250	SSK-B5-15N
21-9-21	SSK-210	SSK-280	SSK-B5-15N	
21-9-26	SSK-210	SSK-350	SSK-B5-15N	
21-9-31	SSK-210	SSK-400	SSK-B5-15N	



PKB-10PM, 10P

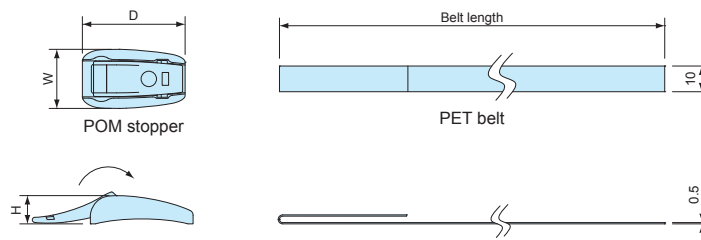


PKB-10S, 20S

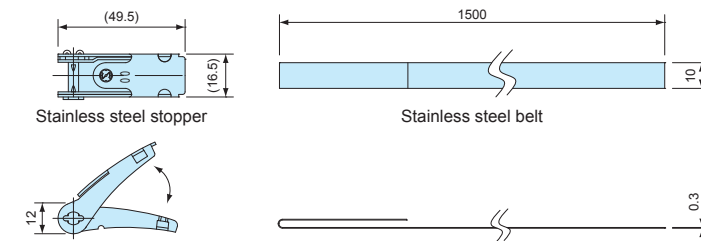
- New shorter belt type PKB-10PM is available for  $\phi 25$  to  $\phi 60$ mm poles. Other belt types are for  $\phi 60$  to  $\phi 400$ mm poles.
- Designed for one time use only (not reusable).
- Strong stainless steel clamping type and easy installation plastic type are available.
- Use SSK mounting bracket for installation onto a pole.
- Drawings below are reference examples only. DXF/DWG/PDF drawings available on our website.

**PKB dimensions**

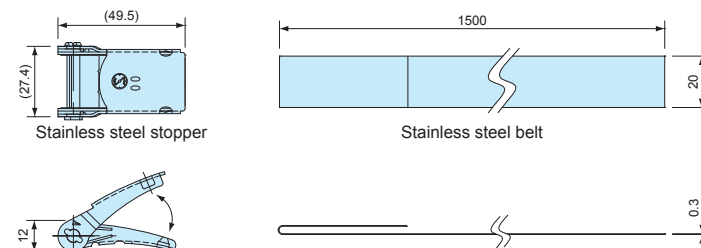
**PKB-10PM, 10P**



**PKB-10S**



**PKB-20S**



**Components**

Part name	Pcs	Material	Color / Finish
Stopper	2	POM • Stainless steel SUS304	Black • Barrel finish
Belt	2	PET • Stainless steel SUS430	Gray • Bright Annealed finish

**Product no. / Dimensions**

Product no.	W	D	H	Belt material	Belt length	Tensile strength (horizontal)	Weight (g)	Pack of
<b>NEW</b> PKB-10PM	24	23	11	PET	500mm	0.8kN	14	2
PKB-10P	23	40	11	PET	1,500mm	1.3kN	31.8	2
PKB-10S	—	—	—	Stainless steel	1,500mm	1.4kN	101.6	2
PKB-20S	—	—	—	Stainless steel	1,500mm	2.9kN	182.2	2