

# SN-S SERIES

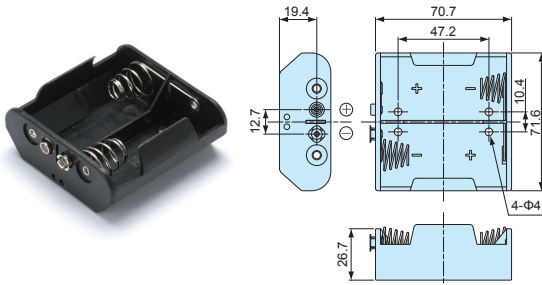
# BATTERY HOLDER with SNAP TERMINAL

### Technical Data

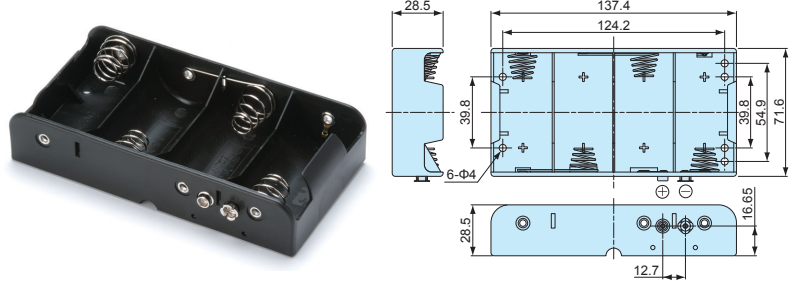
Operating temperature (PP Material) : -10°C ~ +60°C  
 Operating temperature (PE Material) : -10°C ~ +50°C

■ DXF/DWG/PDF drawings available on our website.

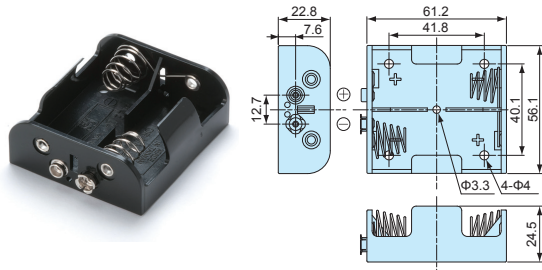
SN 1-2 S D x 2



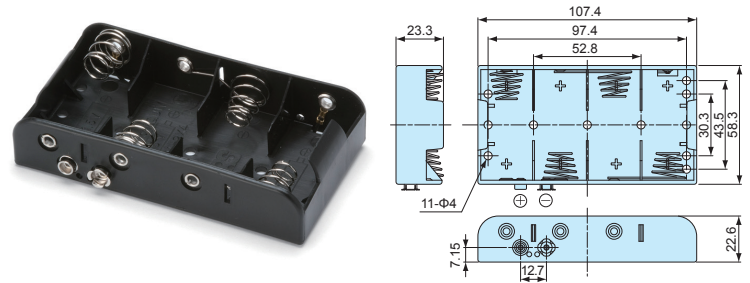
SN 1-4 S D x 4



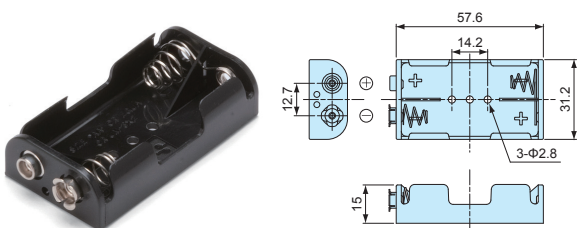
SN 2-2 S C x 2




SN 2-4 S C x 4



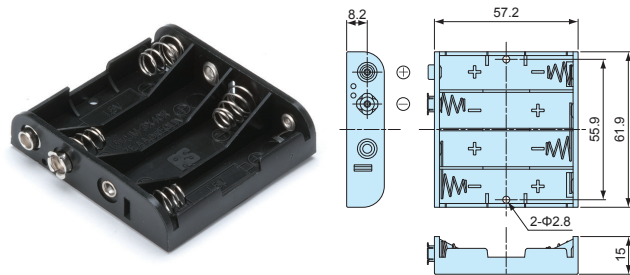
SN 3-2 S AA x 2



SN 3-3 S ※ AA x 3



SN 3-4 S ※ AA x 4



※ A steel wire may protrude out from the underside of SN3-3S and SN3-4S. Insulation processing is required for installation on conductive material.

■ Recommended to be used with MP battery snap (see page MP-1)



### Components

Holder material	Holder color	Spring / Finish	Battery contact / Finish
PP or PE	Black	Steel / Nickel plated	Brass / Nickel plated

### Product no. / Feature

Product no.	Matching battery	Holder material	Weight (g)	Pack of
SN 1-2 S	D x 2	PP	22.7	1
SN 1-4 S	D x 4	PP	43.6	1
SN 2-2 S	C x 2	PP	16.5	1
SN 2-4 S	C x 4	PP	26.0	1
SN 3-2 S	AA x 2	PE	7.2	1
SN 3-3 S	AA x 3	PP	9.6	1
SN 3-4 S	AA x 4	PP	11.8	1

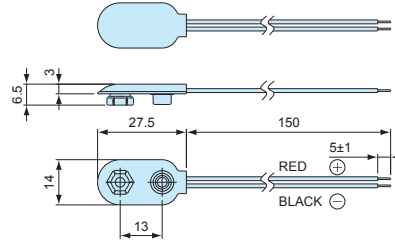
# MP SERIES

# BATTERY SNAP

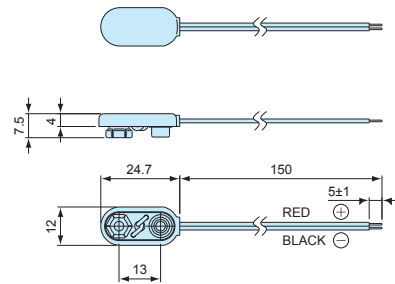
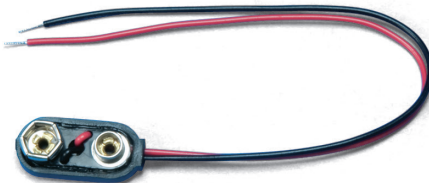
■ Battery snap with crimp terminal.

■ DXF/DWG/PDF drawings available on our website.

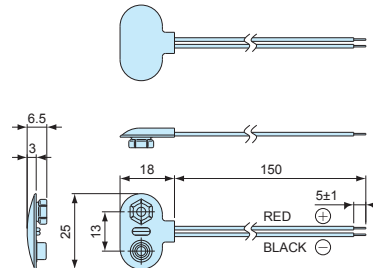

MP-1SN



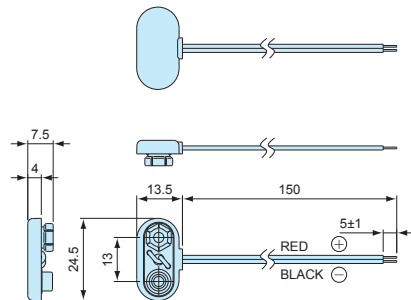

MP-1LN



MP-TSN



MP-TLN



### Components

Wire material	Cover material	Battery contact / Finish
UL1007 AWG26 (L=150)	PVC • ABS	Brass / Nickel plated

### Product no. / Feature

Product no.	Cover material	Matching battery	Weight g)	Pack of
MP-1SN	PVC	9V x 1	2.1	10
MP-1LN	ABS	9V x 1	2.5	10
MP-TSN	PVC	9V x 1	2.1	10
MP-TLN	ABS	9V x 1	2.5	10