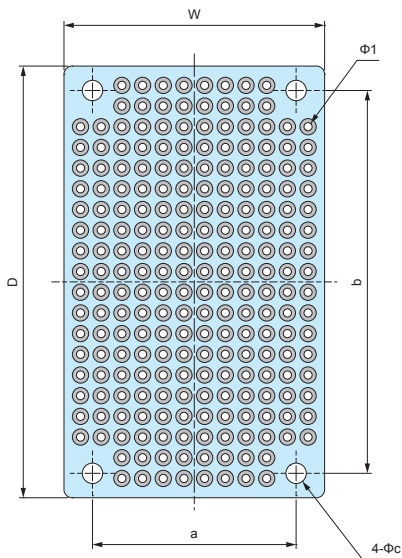


■ Detailed DXF/DWG/PDF drawings available online.

- Plated Through Holes (PTH) type PCB with a 2.54mm hole-to-hole pitch. Inexpensive and economical PCB made using robust, heat-resistant and non-conductive glass epoxy.
- Easily mounted onto bosses or standoffs via the mounting holes at each corner.
- Environmentally friendly lead-free solder. RoHS3 compliant.
- 5 different sizes available, with PCB100-160 being a Eurocard (3U) format size.



Accessories (Optional parts)



Adhesive standoff AST series  
See page AST-1



Adhesive standoff ASR series  
See page ASR-1

Material / Finish : Glass epoxy (FR-4) / Through-hole - Lead-free solder resist

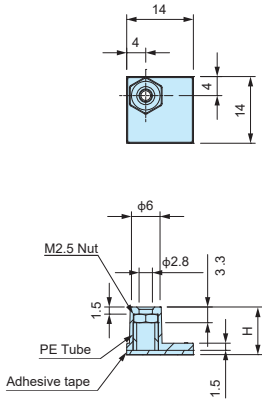
Product no. / Dimensions

Product no.	W	D	a	b	c	t	Mounting screw	Pack of
PCB 32- 53	32	53	25	47	2.5	1.2	M2 or M2.5	1
PCB 47- 72	47	72	41	66	3.2	1.2	M3	1
PCB 72- 95	72	95	62	85	3.2	1.2	M3	1
PCB 90-120	90	120	82	112	3.2	1.6	M3	1
PCB100-160	100	160	92	152	3.2	1.6	M3	1

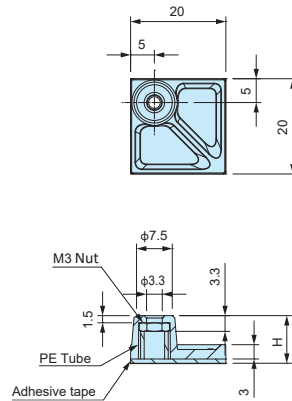


- Double -sided adhesive tape allows the standoff to be mounted quickly and easily; allows PCB mounting in non-boss enclosures.
- Convenient for installing PCBs into enclosures without the need for customization.
- Please ensure that surface is cleaned and grease-free before adhering.
- Once removed, it cannot be adhered on again.

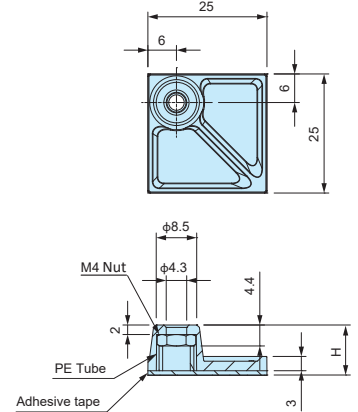
AST2.5-□



AST3-□



AST4-□



■ DXF/DWG/PDF drawings available on our website.

Product no. / Dimensions

- Base material / color : Nylon 66 (UL94V-2) / Black
- Nut • screw material / finish : Steel / Trivalent chromate

Product no.	H dimension	Included screw	Recommended PCB Thickness (mm)	Recommended torque (N • m)	Weight (g)	Pack of
AST2.5-5B	5	M2.5-5 panhead	1.0~2.0	0.3	0.6	4
AST2.5-10B	10	M2.5-5 panhead	1.0~2.0	0.3	0.8	4
AST3-6B	6	M3-6 panhead	1.0~3.0	0.4	1.5	4
AST3-10B	10	M3-6 panhead	1.0~3.0	0.4	1.6	4
AST3-15B	15	M3-6 panhead	1.0~3.0	0.4	1.8	4
AST3-20B	20	M3-6 panhead	1.0~3.0	0.4	2.1	4
AST4-10.5B	10.5	M4-8 panhead	1.0~3.5	0.8	2.6	4
AST4-20B	20	M4-8 panhead	1.0~3.5	0.8	3.2	4
AST2.5-5B-P	5	None	—	0.3	0.6	100
AST2.5-10B-P	10	None	—	0.3	0.8	100
AST3-6B-P	6	None	—	0.4	1.5	100
AST3-10B-P	10	None	—	0.4	1.6	100
AST3-15B-P	15	None	—	0.4	1.8	100
AST3-20B-P	20	None	—	0.4	2.1	100
AST4-10.5B-P	10.5	None	—	0.8	2.6	50
AST4-20B-P	20	None	—	0.8	3.2	50

TAKACHI ELECTRONICS ENCLOSURE CO., LTD.

3-21-16 Higashi-ryoke,  
Kawaguchi, Saitama 332-0003, JAPAN  
Tel. +81-48-222-5409

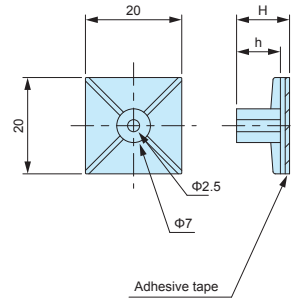
[www.takachi-enclosure.com](http://www.takachi-enclosure.com)  
[sales@takachi-el.co.jp](mailto:sales@takachi-el.co.jp)

● All items listed in this catalogue are compliant with EU RoHS 10 standard.

NEW PRODUCT Vol.1 2020.7

ASR SERIES

ADHESIVE STANDOFF



- M3 tapping screw use adhesive standoff.  
Recommended to be used with EM-3 or EM-3-6 tapping screws (See page EM • MR-1).

**NOTE**

- Please ensure the surface is cleaned and grease-free before adhering.
- Once removed, it cannot be adhered on again.
- Recommended screw torque: 4kgf • cm (0.4N • m).

**Product no. / Dimensions**

Product no.	H	h	Weight (g)	Pack of
ASR- 5	5.1	3.1	0.9 (g) / pc	10
ASR- 6	6.4	4.4	1.0 (g) / pc	10
ASR- 7	7.2	5.1	0.9 (g) / pc	10
ASR- 8	8.1	6.3	0.9 (g) / pc	10
ASR- 9	9	7	1.0 (g) / pc	10
ASR-11	11	9	1.0 (g) / pc	10
ASR-13	12.7	10.7	1.2 (g) / pc	10
ASR-14.5	14.7	12.8	1.1 (g) / pc	10
ASR-16	15.9	13.9	1.3 (g) / pc	10
ASR-19	19.1	17.1	1.4 (g) / pc	10

- Material: Nylon 66 UL94V-2