


HF SERIES

COOLING FAN

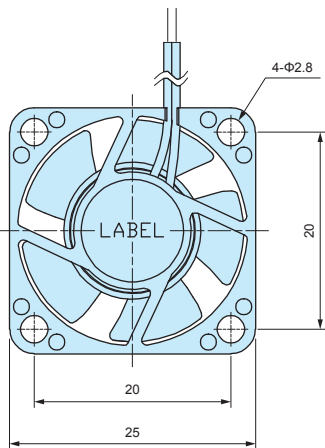


Heat Resistant



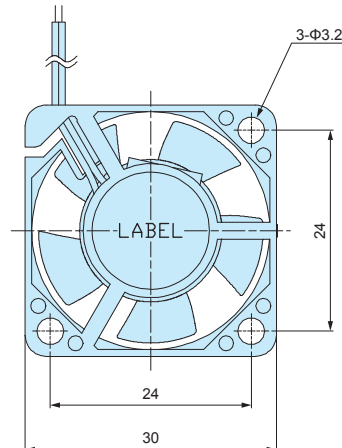
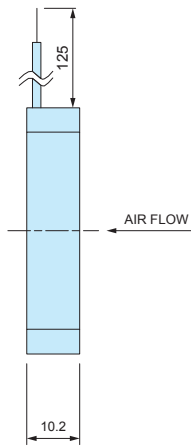
HF2510AL-05

Lead wire UL3302HF AWG28



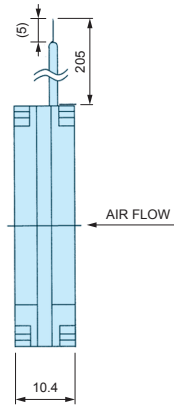
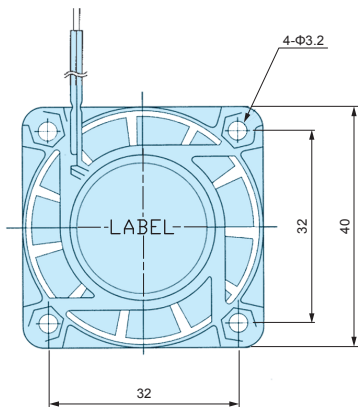
HF0312ES-12

Lead wire UL1685LF AWG28



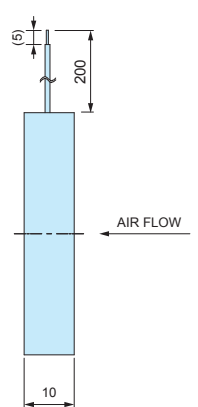
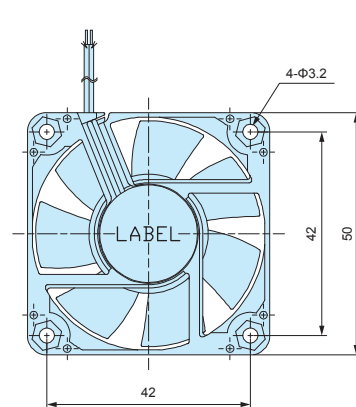
HF0410N-12

Lead wire UL1007 AWG26



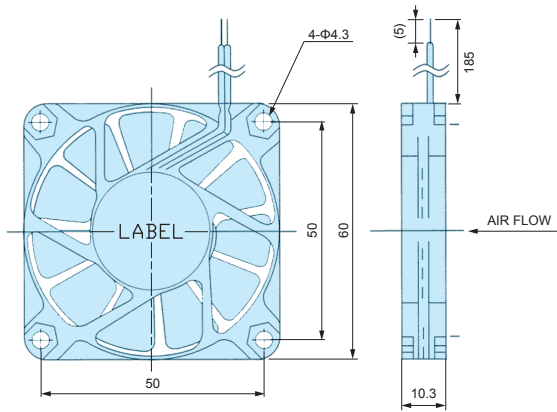
HF0510ET-12

Lead wire UL1685LF AWG28



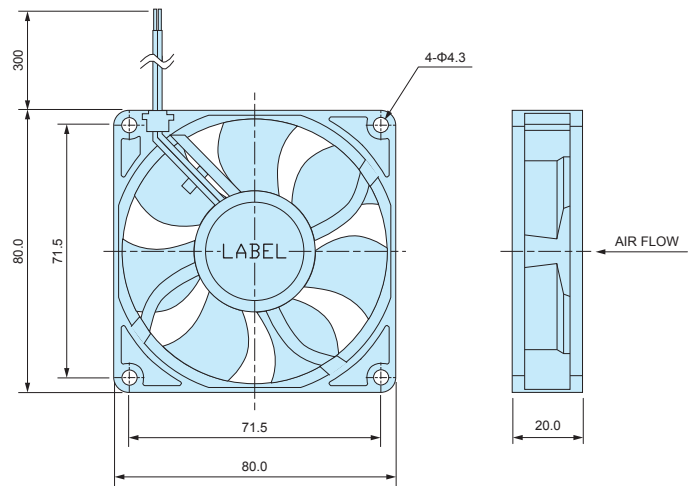
HF0610-12

Lead wire UL1007 AWG26



HF0820SA-12

Lead wire UL3385 AWG26



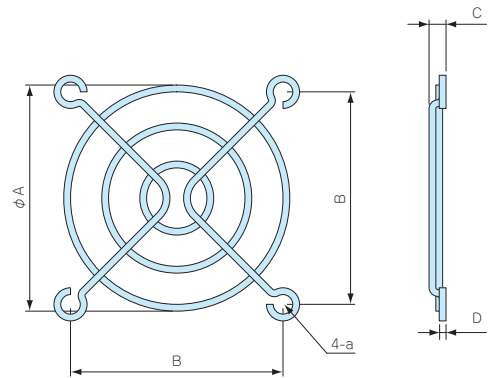
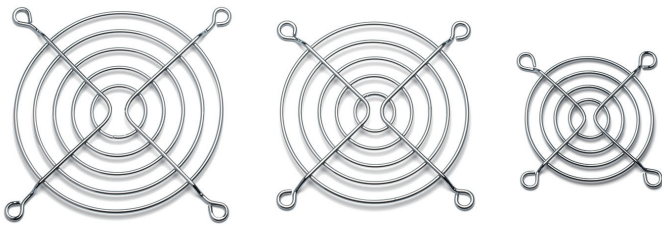
Product no. / Dimensions

Product no.	Outer dimensions (mm)	Rated voltage (V)	Voltage range (V)	Rated current (A)	Rated input (W)	Max airflow (m3/min)	Max static pressure (pa)	Rotation speed (min-1)	Operating temperature	Life expectancy (H)
HF2510AL-05	25.0 x 25.0 x 10.2	DC 5	4.5 ~ 5.5	0.15	0.75	0.048	18	8,000	-10 ~ +100°C	50,000
HF0312ES-12	30.0 x 30.0 x 10.2	DC12	10.2 ~ 13.8	0.15	1.8	0.1	36	7,500	-10 ~ +100°C	50,000
HF0410N-12	40.0 x 40.0 x 10.4	DC12	10.2 ~ 13.8	0.09	1.08	0.12	31.4	5,100	-5 ~ +60°C	50,000
HF0510ET-12	50.0 x 50.0 x 10.0	DC12	10.2 ~ 13.8	0.25	3	0.33	33	5,600	-10 ~ +100°C	50,000
HF0610-12	60.0 x 60.0 x 10.3	DC12	10.2 ~ 13.8	0.1	1.2	0.33	16.7	3,300	-5 ~ +60°C	50,000
HF0820SA-12	80.0 x 80.0 x 20.0	DC12	6.0 ~ 13.2	0.13	1.56	1.13	52.8	3,700	-10 ~ +70°C	40,000

■ Life expectancy is measured under normal operational conditions.

HF-G SERIES

FINGER GUARD



■ Material : Steel wire

Product no. / Dimensions

■ Shape vary by model.

Product no.	A	B	C	D	a	Finish
HF-G 30	26	24	4.5	1.4	M3	Chrome plated
HF-G 40	28.5	32	5	1.6	M3 and M4	Nickel plated
HF-G 50	41	42	5	1.6	M3 and M4	Nickel plated
HF-G 60	53	50	4.5	1.6	M4	Nickel plated
HF-G 80	76.5	71.5	5.5	1.8	M4	Nickel plated
HF-G 90	85.5	82.5	5	1.8	M4	Nickel plated
HF-G120	115.5	104.8	6	1.8	M4	Nickel plated