



- Simple designed box with 10° angle of inclination for operational ease.
- Both the Slide or Screwed panel side can be utilized as a front panel.
- Rubber feet can be attached in any position based on your design requirements.



Low-cost digital printed overlay customization is available with a short lead time. Refer to page Custom 1 ~ 2 for more details.

Components

No.	Part name	Pcs	Material	Color / Finish
1	Side plate	2	ABS UL94V-0	Black • Gray
2	Front frame	1	Extruded aluminium A6063S-T5	Black • Silver / Anodized
3	Rear frame	1	Extruded aluminium A6063S-T5	Black • Silver / Anodized
4	Slide panel	1	Aluminium A1100P t=1.5	Black / Painted
			Aluminium A1100P t=1.5	Silver / Hairline brushed & Anodized
5	Screwed panel	1	Aluminium A1100P t=1.5	Black / Painted
			Aluminium A1100P t=1.5	Silver / Hairline brushed & Anodized
6	Screw	12	Steel	Black trivalent chromate • Nickel plated
7	Rubber feet	4	Rubber	Black

■ Please peel off the protection sheet cover on both panels before application.


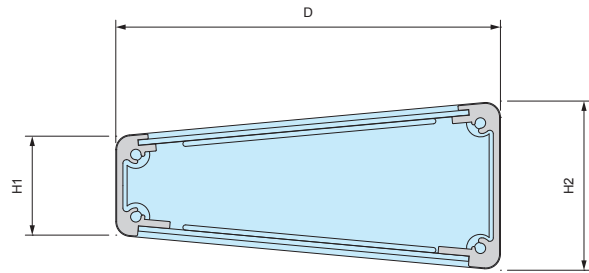
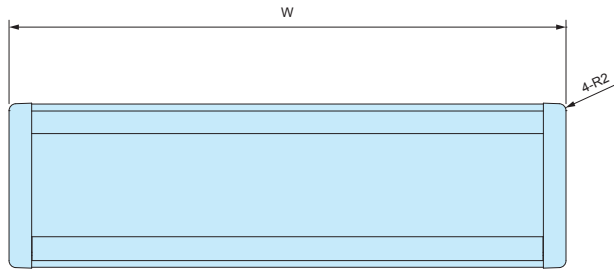
Product no. / Dimensions

Product no.		W	H1	H2	D	Weight (kg)
● Black	● Gray/Silver					
CF 7-11BB	CF 7-11GS	70	28.4	48.6	110.5	0.15
CF11-11BB	CF11-11GS	110	28.4	48.6	110.5	0.21
CF16-11BB	CF16-11GS	160	28.4	48.6	110.5	0.29
CF22-11BB	CF22-11GS	220	28.4	48.6	110.5	0.38
CF28-11BB	CF28-11GS	280	28.4	48.6	110.5	0.47
CF12-18BB	CF12-18GS	120	32.4	66.7	180.5	0.38
CF18-18BB	CF18-18GS	180	32.4	66.7	180.5	0.53
CF27-18BB	CF27-18GS	270	32.4	66.7	180.5	0.76
CF35-18BB	CF35-18GS	350	32.4	66.7	180.5	0.97
CF43-18BB	CF43-18GS	430	32.4	66.7	180.5	1.17

Product no.		W	H1	H2	D	Weight (kg)
● Black	● Gray/Silver					
CF15-23BB	CF15-23GS	150	39.8	80	230	0.52
CF21-23BB	CF21-23GS	210	39.8	80	230	0.7
CF27-23BB	CF27-23GS	270	39.8	80	230	0.88
CF36-23BB	CF36-23GS	360	39.8	80	230	1.14
CF45-23BB	CF45-23GS	450	39.8	80	230	1.41
CF21-28BB	CF21-28GS	210	50	99	280	0.93
CF28-28BB	CF28-28GS	280	50	99	280	1.17
CF36-28BB	CF36-28GS	360	50	99	280	1.46
CF45-28BB	CF45-28GS	450	50	99	280	1.77

**CF dimensions**

■ Drawings below are reference examples only.  
DXF/DWG/PDF drawings available on our website.



**Included screws**

CF□-11 models

M3-5 slotted raised countersunk - Black trivalent chromete x 4 pcs

M3-5 slotted raised countersunk - Nickel plated x 4 pcs

M3-10 countersunk - Black trivalent chromete x 8 pcs

CF□-18, CF□-23, and CF□-28 models

M3-5 slotted raised countersunk - Black trivalent chromete x 4 pcs

M3-5 slotted raised countersunk - Nickel plated x 4 pcs

M4-12 countersunk - Black trivalent chromete x 8 pcs

**Accessories (Optional parts)**

**MR SERIES TORX SCREW KIT**



- Material / Finish : Steel / Nickel plated.
- TORX screw kit for CF series x 1 unit.
- Recommended for aesthetic purposes, or for tamper-resistance.
- Requires the use of a specialized screwdriver.

**Suitable Enclosures**

Product no.	Suitable enclosures
MR-3CS	CF□-11 models
MR-4CS	CF□-18, CF□-23, and CF□-28 models

**Product no. / Dimensions**

Product no.	Included screws	TORX head no.	Pack of
MR-3CS	M3-10 countersunk x 8 pcs • M3-5 slotted raised countersunk x 4 pcs	T10 (M3)	1 set (for 1 unit)
MR-4CS	M4-12 countersunk x 8 pcs • M3-5 slotted raised countersunk x 4 pcs	T10 (M3) • T20 (M4)	1 set (for 1 unit)