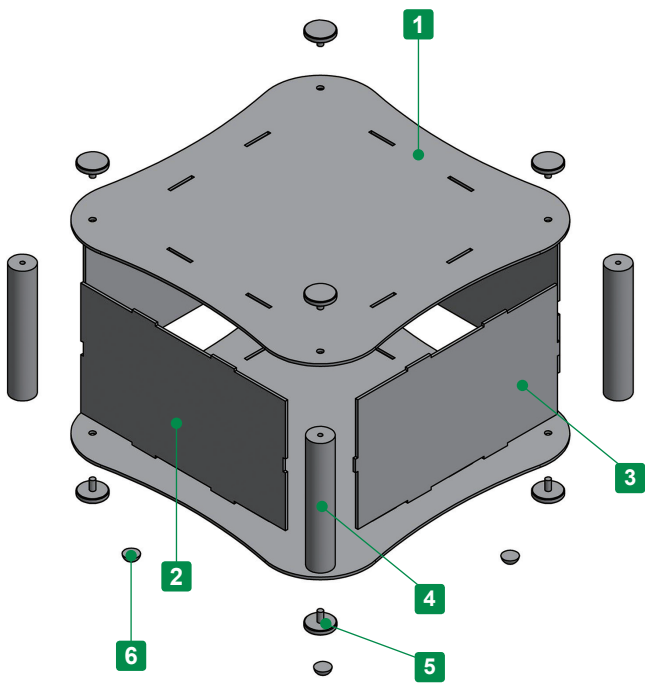


ALRF SERIES

CUSTOM SIZED ARC DESIGN ALUMINIUM CASE 



- Adjustable sizes available in 1mm intervals, with W and D dimensions from 50 ~ 500mm, and H dimension from 30 ~ 500mm.
- Rubber feet can be provided if required in S (Φ11.2mm) or L (Φ15.7mm) sizes.
- Knurled thumb screws for easy hand assembly.

■ **Caution**

- On larger sized cases, the top cover may come loose if the middle part is held without support.



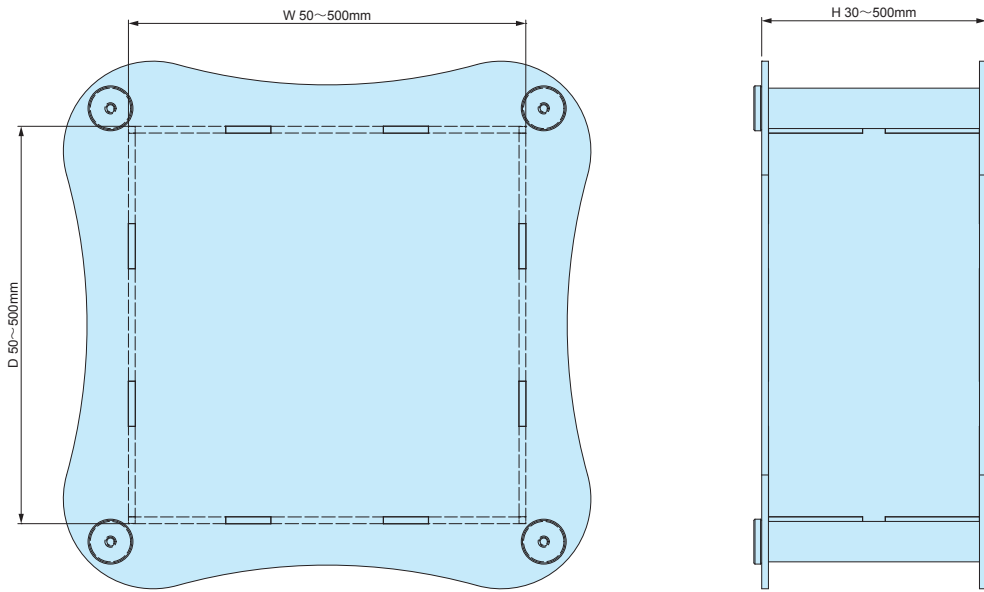
Components

No.	Part name	Pcs	Material	Color / Finish
1	Top • Bottom cover	1 each	Aluminium A1100P	Silver anodized
2	W panel	2	Aluminium A1100P	Silver anodized
3	D panel	2	Aluminium A1100P	Silver anodized
4	Pillar	4	Extruded aluminium A6063S-T5	Silver anodized
5	Knurled thumb screw	8	Brass	Nickel plated
6	Rubber feet	0 or 5	Polyurethane	Transparent

1 Specify Dimensions

Specify dimensions in 1mm intervals.

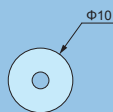
※ Specify rectangular case dimensions, not external dimensions.
Include panel thickness in H dimension.



■ Panel thickness, knurled thumb screw sizes, and pillar types vary by W / D dimensions.

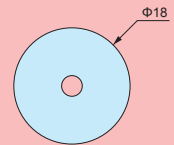
[S10] Type

Dimension : W & D = refer to chart
Panel thickness : t = 1.5mm
Knurled thumb screw size : M3
Pillar : $\Phi 10.0$ (external diameter)



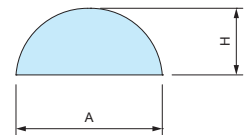
[S18] タイプ

Dimension : W & D = refer to chart
Panel thickness : t = 2.0mm
Knurled thumb screw size : M4
Pillar : $\Phi 18.0$ (external diameter)



2 Select Rubber feet

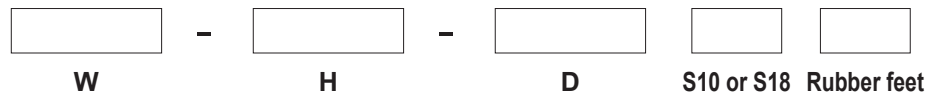
Code	A	H	Pack of
N (None)	—	—	—
S	11.2	5.1	5
L	15.7	7.9	5



Confirm Product No.

Confirm an assigned product number in the following order format as below.

Product no. ALRF



Example : W = 100 mm, H = 50 mm, D = 120 mm, without rubber feet.

ALRF [100] - [50] - [120] [S10] [N]

Lead time

Custom Size Only

8 business days (1 ~ 3 pcs)

Custom Size + Hole Milling

9 business days (1 ~ 3 pcs)

Order Inquiry

For more information, contact us here at sales@takachi-el.co.jp

ALRF Type Chart

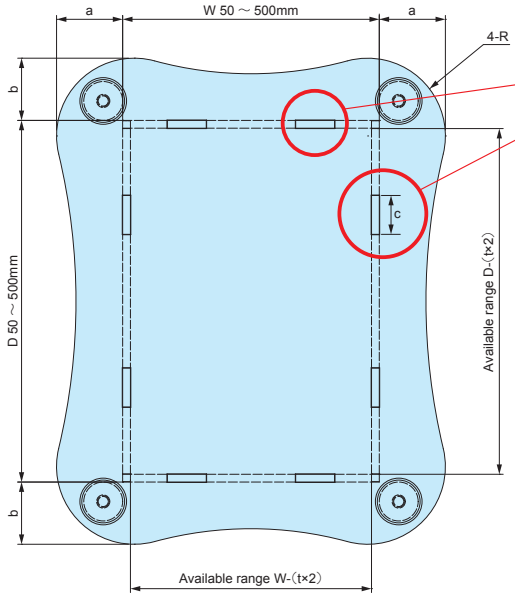
Refer to the below chart for S10 or S18 type selection by W & D dimensions.

[S10] type : t = 1.5mm • M3 screw • Φ10.0 pillar

[S18] type : t = 2.0mm • M4 screw • Φ18.0 pillar

W	H	D	50~100	101~150	151~200	201~250	251~300	301~350	351~400	401~450	451~500
			50~100	30~100	[S10] type						
	101~200										
	201~300										
	301~400										
	401~500										
101~150	30~100										
	101~200										
	201~300										
	301~400										
	401~500										
151~200	30~100										
	101~200										
	201~300										
	301~400										
	401~500										
201~250	30~100										
	101~200										
	201~300										
	301~400										
	401~500										
251~300	30~100										
	101~200										
	201~300										
	301~400										
	401~500										
301~350	30~100										
	101~200										
	201~300										
	301~400										
	401~500										
351~400	30~100										
	101~200										
	201~300										
	301~400										
	401~500										
401~450	30~100										
	101~200										
	201~300										
	301~400										
	401~500										
451~500	30~100										
	101~200										
	201~300										
	301~400										
	401~500										

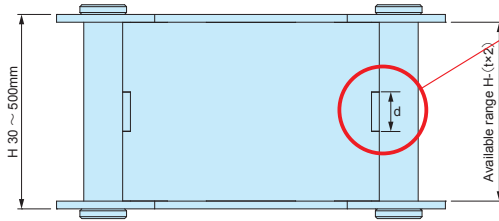
ALRF dimensions



Number of joints vary by specified W / D dimensions. Refer to the below chart for more information.

W dimension	Joints (one side)	D dimension	Joints (one side)
50~150	1	50~150	1
151~200	2	151~200	2
201~300	3	201~300	3
301~400	4	301~400	4
401~500	5	401~500	5

Connecting section c dimension = 20.0mm



Number of joints vary by specified H dimension. Refer to the below chart for more information.

H dimension	Joint d dimension	Joints (one side)
30~100	10mm	1
101~200	20mm	1
201~300	20mm	2
301~400	20mm	3
401~500	20mm	4

D dimension \ W dimension	50~100			101~150			151~200			201~250			251~300		
	a	b	R	a	b	R	a	b	R	a	b	R	a	b	R
50~100	17	17	15	17	17	15	29	28	15	29	28	15	30	28	15
101~150	17	17	15	18	18	25	29	29	25	30	29	25	30	29	25
151~200	28	29	15	29	29	25	31	31	40	31	31	40	32	31	40
201~250	28	29	15	29	30	25	31	31	40	33	33	50	33	33	50
251~300	28	30	15	29	30	25	31	32	40	33	33	50	35	35	60
301~350	35	37	15	36	38	25	38	39	40	40	41	50	42	42	60
351~400	35	38	15	36	38	25	38	40	40	40	41	50	42	43	60
401~450	35	38	15	36	39	25	38	40	40	40	42	50	42	43	60
451~500	35	39	15	36	39	25	38	41	40	40	42	50	42	44	60

D dimension \ W dimension	301~350			351~400			401~450			451~500		
	a	b	R	a	b	R	a	b	R	a	b	R
50~100	37	35	15	38	35	15	38	35	15	39	35	15
101~150	38	36	25	38	36	25	39	36	25	39	36	25
151~200	39	38	40	40	38	40	40	38	40	41	38	40
201~250	41	40	50	41	40	50	42	40	50	42	40	50
251~300	42	42	60	43	42	60	43	42	60	44	42	60
301~350	44	44	70	44	44	70	45	44	70	45	44	70
351~400	44	44	70	46	46	80	46	46	80	47	46	80
401~450	44	45	70	46	46	80	48	48	90	48	48	90
451~500	44	45	70	46	47	80	48	48	90	50	50	100